

Scaled data based on original data using
LM-79-08 Approved Method: Electrical and Photometric Measurements of Solid-
State Lighting Products

Test Report Prepared for
Cooper Lighting Solutions
(formerly Eaton)

Brand: McGRAW-EDISON

Report Number: P199957

Luminaire Tested: **GWC-AF-01-LED-E1-SL2-7030-800**

Issue Date: 3/3/2020

Test Information

Test Method: LM-79-08
Report Number: P199957
TEST IS SCALED FROM IESNA LM-79-08 TEST DATA (P24286)
Test Lab: INNOVATION CENTER P2
Issue Date: 3/3/2020
Manufacturer: COOPER LIGHTING SOLUTIONS (FORMERLY EATON)
Product Line: MCGRAW-EDISON
Catalog Number: GWC-AF-01-LED-E1-SL2-7030-800
Description: GALLEON WALL LUMINAIRE
(1) 70 CRI, 3000K, 800mA LIGHTSQUARE WITH 16 LEDS EACH AND TYPE II SPILL
LIGHT ELIMINATOR OPTICS
Light Source: -
Ballast/Driver: ELECTRONIC DRIVER

Summary

Lumens per Lamp: N/A
Luminaire Lumens: 4866.4 lumens
Efficiency: N/A
Efficacy: 110.6 lumens/watt
Luminous Opening: Rectangular (W 0.5' x L: 0.5' x H: 0')
IES Classification: Type II - Short - Semi-Cutoff
BUG Rating: B1 - U0 - G1

Input Watts (W): 44
Input Voltage (V): NR
Input Current (Ain): NR
Voltage Rise (V): NR
Power Factor: NR
Total Harmonic Distortion (THDi): NR
Frequency (hertz): 60
Stabilization Time: NR
Operation Time: NR
Ambient Temperature (°C): NR
Test Distance: 25 FT

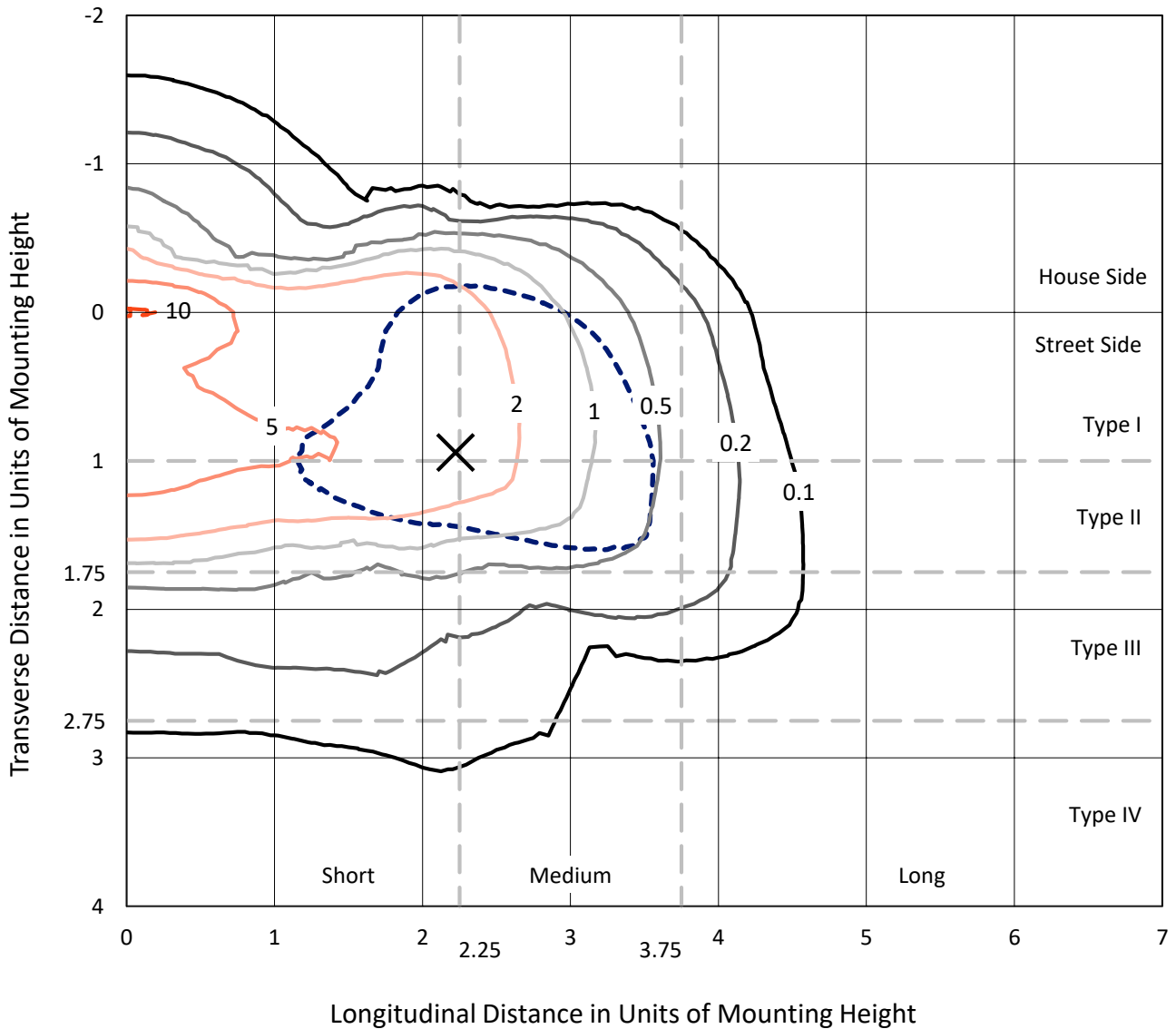


REPORT NUMBER: P199957

CATALOG NUMBER: GWC-AF-01-LED-E1-SL2-7030-800

Iso-Footcandle Lines of Horizontal Illumination

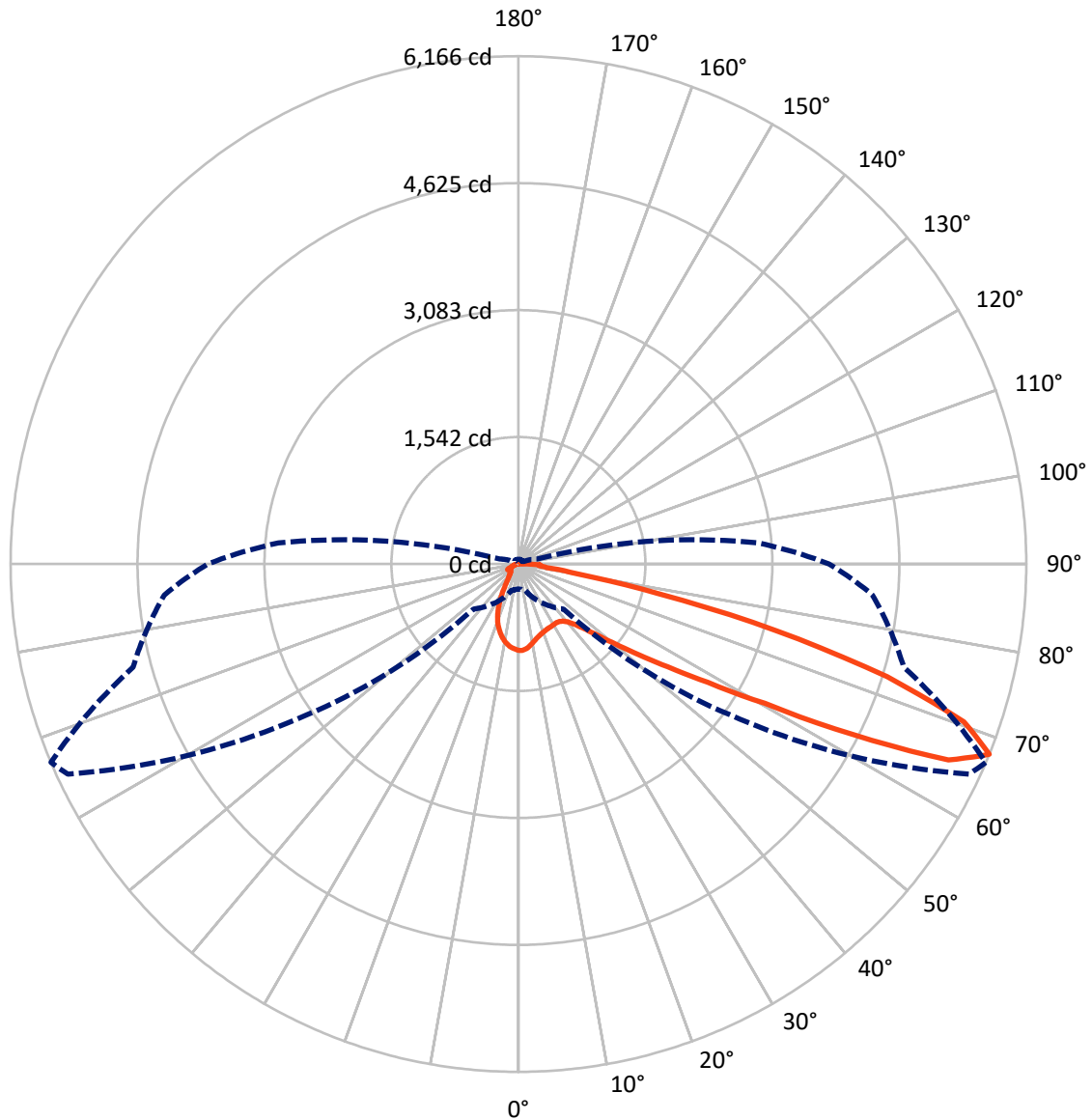
× Max cd
 - - - 1/2 Max cd



Based on 10 foot mounting height. Maximum calculated value = 10.5 fc
 Type II - Short - Semi-Cutoff

REPORT NUMBER: P199957
CATALOG NUMBER: GWC-AF-01-LED-E1-SL2-7030-800

Luminous Intensity Polar Plot



— Vertical Plane Through 67-Deg Lateral - - - Horizontal Cone Through 67.5-Deg Vertical

REPORT NUMBER: P199957

CATALOG NUMBER: GWC-AF-01-LED-E1-SL2-7030-800

FLUX DISTRIBUTION:

		Downward	Upward	Total
House Side	Lumens	806.3	0.0	806.3
	% Fixture	16.6	0.0	16.6
Street Side	Lumens	4060.1	0.0	4060.1
	% Fixture	83.4	0.0	83.4
Total	Lumens	4866.4	0.0	4866.4
	% Fixture	100.0	0.0	100.0

ZONAL LUMENS:

Zone	Lumens	% Fixture
0°-10°	89.6	1.8
10°-20°	207.2	4.3
20°-30°	280.9	5.8
30°-40°	399.3	8.2
40°-50°	668.0	13.7
50°-60°	1056.8	21.7
60°-70°	1346.3	27.7
70°-80°	705.2	14.5
80°-90°	113.1	2.3
90°-100°	0.0	0.0
100°-110°	0.0	0.0
110°-120°	0.0	0.0
120°-130°	0.0	0.0
130°-140°	0.0	0.0
140°-150°	0.0	0.0
150°-160°	0.0	0.0
160°-170°	0.0	0.0
170°-180°	0.0	0.0
0°-90°	4866.4	100.0
0°-180°	4866.4	100.0

Coefficient of Utilization



REPORT NUMBER: P199957

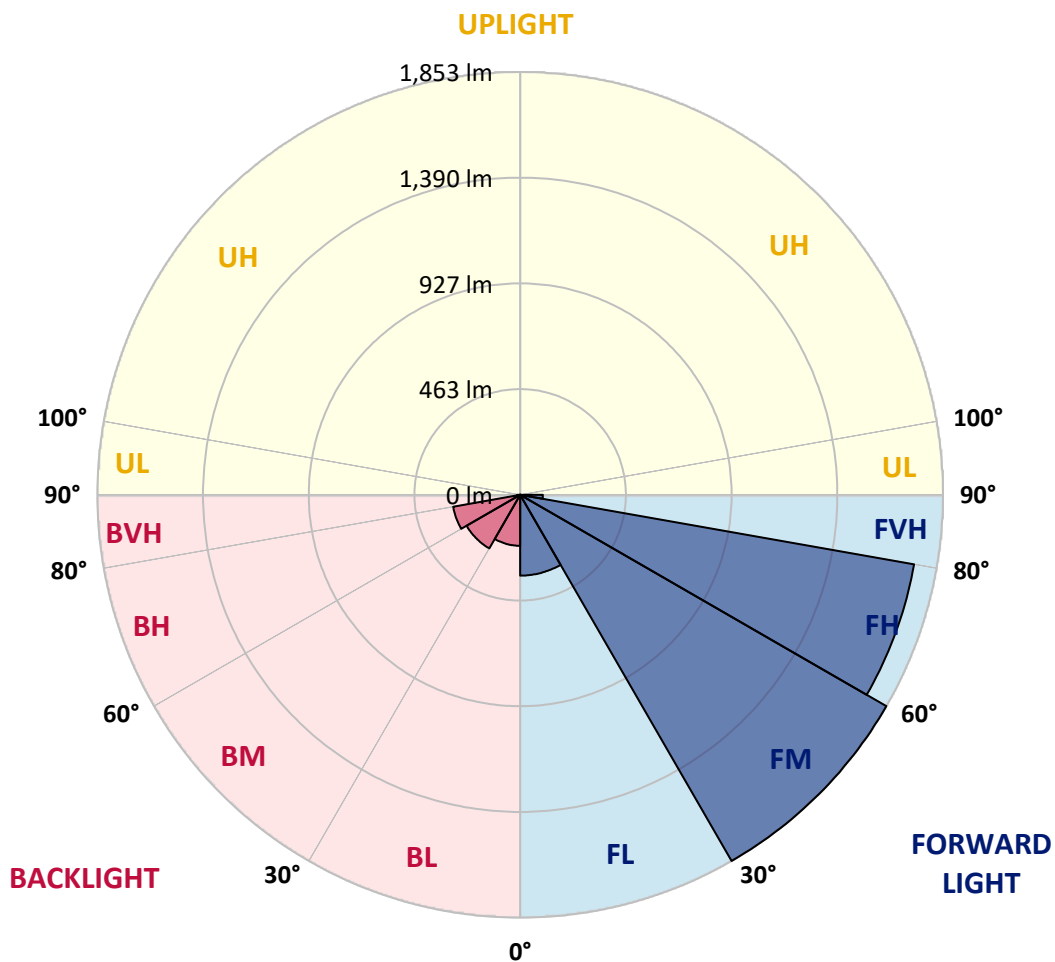
CATALOG NUMBER: GWC-AF-01-LED-E1-SL2-7030-800

LUMINAIRE CLASSIFICATION SYSTEM LUMEN TABLE AND BUG RATING:

Zone		Lumens	% Fixture	Zone Rating/Lumen Limit		
				B	U	G
FL	(0°-30°)	354.2	7.3			
FM	(30°-60°)	1853.2	38.1			
FH	(60°-80°)	1753.3	36.0			G1/1800
FVH	(80°-90°)	99.5	2.0			G1/100
BL	(0°-30°)	223.5	4.6	B1/500		
BM	(30°-60°)	270.9	5.6	B1/1000		
BH	(60°-80°)	298.2	6.1	B1/500		G1/500
BVH	(80°-90°)	13.6	0.3			G1/100
UL	(90°-100°)	0.0	0.0		U0/0	
UH	(100°-180°)	0.0	0.0		U0/0	

BUG Rating: B1-U0-G1

Type II Short





REPORT NUMBER: P199957

CATALOG NUMBER: GWC-AF-01-LED-E1-SL2-7030-800

CANDELA DISTRIBUTION (FULL):

	0°	5°	15°	25°	35°	45°	55°	65°	67°	75°	85°
0°	1049.7	1049.7	1049.7	1049.7	1049.7	1049.7	1049.7	1049.7	1049.7	1049.7	1049.7
2.5°	1006.5	1008.1	1013.5	1016.7	1032.0	1038.4	1043.0	1047.5	1048.3	1050.4	1048.3
5°	900.9	904.4	914.3	925.3	954.6	977.7	1001.9	1027.1	1031.6	1048.1	1052.6
7.5°	819.0	818.2	826.2	839.4	869.4	901.4	943.9	994.0	1003.9	1040.5	1058.2
10°	759.3	758.6	767.2	780.8	809.5	839.6	887.7	956.3	970.2	1028.7	1063.8
12.5°	715.1	715.4	724.1	739.1	768.2	798.6	847.5	919.9	937.6	1015.1	1069.5
15°	685.8	687.8	694.8	710.8	739.1	769.6	817.4	892.5	912.5	1004.3	1076.1
17.5°	676.0	679.1	681.6	693.2	717.5	748.0	794.9	872.3	893.4	996.9	1081.7
20°	685.2	688.8	684.2	688.3	703.6	730.5	777.1	856.5	878.1	988.5	1082.5
22.5°	724.3	727.6	714.2	702.4	701.5	717.9	762.4	844.0	866.3	982.2	1082.8
25°	793.1	795.3	772.7	745.3	718.7	713.3	752.1	835.4	859.1	976.7	1078.3
27.5°	877.6	879.3	853.4	813.0	759.6	724.1	748.5	830.4	855.1	972.0	1070.5
30°	980.3	988.2	953.4	902.6	824.6	756.0	755.7	827.6	850.5	963.7	1055.5
32.5°	1085.4	1088.8	1064.8	1013.2	912.2	812.2	775.8	829.6	849.3	954.0	1036.3
35°	1192.0	1196.3	1180.6	1139.1	1032.0	894.4	815.2	840.9	856.7	950.5	1022.7
37.5°	1330.0	1335.7	1314.2	1266.1	1177.6	1006.0	880.7	869.1	879.5	960.2	1018.8
40°	1548.1	1545.5	1482.3	1410.9	1336.9	1148.8	974.3	917.2	923.2	991.1	1031.2
42.5°	1802.0	1795.5	1686.9	1574.5	1512.1	1321.6	1098.2	1000.5	999.2	1052.0	1075.1
45°	2004.6	1999.2	1901.3	1762.9	1712.9	1518.3	1258.2	1124.5	1115.6	1148.8	1156.2
47.5°	2114.2	2114.5	2058.1	1945.1	1943.8	1768.4	1463.8	1304.0	1288.7	1304.3	1296.4
50°	2075.8	2080.9	2074.9	2038.9	2154.6	2096.2	1732.5	1554.3	1523.4	1538.7	1508.4
52.5°	1890.0	1896.5	1932.0	1987.3	2243.1	2492.4	2127.0	1865.4	1829.3	1823.9	1790.0
55°	1560.9	1568.8	1641.2	1791.2	2169.5	2758.6	2749.4	2261.7	2204.5	2152.4	2137.9
57.5°	1075.8	1089.0	1205.6	1428.3	1931.1	2839.0	3490.8	2827.0	2710.2	2528.5	2531.7
60°	606.4	621.8	759.3	961.6	1450.2	2751.5	4054.7	3683.0	3436.7	2968.8	2993.7
62.5°	385.6	402.2	506.6	668.1	870.1	2281.3	4285.8	4873.1	4560.4	3511.6	3536.0
65°	312.3	319.4	368.6	551.4	631.8	1374.4	4110.4	5853.3	5736.7	4200.6	4086.4
67.5°	304.8	307.1	332.5	462.9	606.0	772.5	3278.7	6036.7	6166.0	4844.0	4315.5
70°	301.2	309.5	374.9	441.9	580.2	651.5	1970.3	5534.2	5738.4	5012.3	4010.6
72.5°	146.2	145.7	188.6	399.6	653.7	675.8	1012.3	4477.8	4682.8	4342.4	3295.7
75°	117.8	107.7	102.9	146.4	628.5	697.8	645.0	3081.1	3229.3	2911.4	2025.8
77.5°	111.9	99.9	91.4	91.7	265.6	740.1	546.4	1705.3	1748.4	1315.1	555.0
80°	92.7	81.6	75.6	85.2	128.6	704.8	590.9	771.8	708.2	323.0	184.7
82.5°	64.4	58.6	57.0	71.6	102.9	502.3	687.0	414.6	347.8	161.7	113.9
85°	41.1	35.1	38.9	52.1	80.2	231.8	707.7	323.3	257.0	102.7	64.4
87.5°	19.0	15.4	19.2	28.9	52.3	79.9	673.4	363.1	264.7	54.2	40.5
90°	0.0	0.0	0.0	0.0	0.0	0.0	0.0	0.0	0.0	0.0	0.0



REPORT NUMBER: P199957

CATALOG NUMBER: GWC-AF-01-LED-E1-SL2-7030-800

CANDELA DISTRIBUTION (continued):

	90°	95°	105°	115°	125°	135°	145°	155°	165°	175°	180°
0°	1049.7	1049.7	1049.7	1049.7	1049.7	1049.7	1049.7	1049.7	1049.7	1049.7	1049.7
2.5°	1050.2	1045.6	1042.0	1035.2	1027.8	1020.6	1014.2	1006.0	1003.5	1001.5	1004.7
5°	1053.5	1049.0	1035.8	1015.1	992.3	971.0	949.6	931.3	920.1	913.9	917.4
7.5°	1058.5	1052.0	1024.8	986.8	945.7	908.3	869.7	838.8	815.9	805.1	808.3
10°	1063.1	1050.6	1006.0	949.1	889.2	833.4	772.5	722.1	684.6	665.0	669.8
12.5°	1065.1	1045.1	979.8	902.1	819.8	738.1	648.5	573.1	519.3	499.7	495.6
15°	1066.9	1038.8	951.0	848.6	736.0	620.6	494.8	404.6	360.0	350.1	348.0
17.5°	1067.5	1028.0	918.5	790.5	637.8	480.6	338.3	281.1	281.3	297.0	299.1
20°	1062.4	1012.0	878.8	718.3	520.3	332.3	232.2	222.5	258.7	298.3	303.0
22.5°	1050.8	990.7	833.9	634.0	385.6	218.8	179.7	190.5	237.3	285.8	291.2
25°	1036.3	964.8	780.8	536.4	255.3	156.5	150.7	163.9	195.6	228.1	231.1
27.5°	1016.3	933.9	721.3	424.5	165.8	128.8	132.8	141.6	154.5	169.0	170.3
30°	990.7	897.2	657.7	309.5	125.3	116.0	121.4	126.2	131.7	140.0	140.6
32.5°	961.2	862.0	592.5	213.8	111.1	109.2	113.5	116.0	120.1	125.3	125.7
35°	936.4	828.4	524.9	151.3	105.1	104.2	107.1	107.9	112.1	117.6	118.1
37.5°	922.2	801.1	454.9	122.0	101.1	99.7	101.3	101.3	107.1	115.2	116.4
40°	923.2	785.9	385.1	110.2	97.7	95.7	96.0	96.0	103.5	112.3	113.1
42.5°	949.4	789.7	323.3	105.6	95.0	92.9	91.7	92.5	98.7	104.4	104.9
45°	1010.7	816.9	265.2	102.7	92.5	91.7	89.0	88.8	91.2	93.9	93.9
47.5°	1111.6	870.4	225.8	100.7	90.2	90.0	86.9	83.8	83.5	84.4	84.4
50°	1275.5	962.6	199.4	98.7	88.8	86.9	83.2	78.4	76.8	77.5	77.5
52.5°	1521.2	1126.9	189.3	95.7	85.7	82.6	78.4	73.6	72.2	72.4	72.4
55°	1843.5	1379.4	187.9	92.5	82.3	77.2	73.9	70.4	68.7	69.2	69.2
57.5°	2237.3	1728.6	213.6	87.1	77.8	72.0	70.0	67.6	66.4	67.2	66.9
60°	2716.0	2185.5	316.8	81.6	73.2	67.2	67.2	65.2	64.4	65.0	64.8
62.5°	3267.6	2710.2	445.4	77.5	68.4	63.4	64.4	63.4	62.4	62.9	62.6
65°	3756.7	3052.2	417.1	74.4	63.6	59.8	61.4	60.9	60.2	60.7	60.4
67.5°	3770.7	2925.6	234.3	71.0	59.0	56.2	58.6	58.4	57.8	58.4	58.1
70°	3365.1	2470.4	131.9	64.8	54.2	51.8	55.1	54.9	54.5	55.4	55.1
72.5°	2696.2	1792.6	96.4	57.2	49.3	47.3	51.2	51.0	51.0	52.3	51.6
75°	1551.5	922.4	77.0	48.9	44.4	42.7	46.1	46.3	46.8	48.7	47.3
77.5°	442.3	287.5	62.9	41.5	38.1	37.4	40.8	41.3	41.5	43.7	41.7
80°	164.4	132.4	51.8	34.8	31.2	31.4	34.5	35.3	35.5	37.7	35.3
82.5°	104.9	87.3	41.9	26.9	24.5	24.2	28.1	29.1	29.1	29.3	27.9
85°	61.1	52.3	31.6	19.4	17.3	16.6	20.9	22.5	21.9	21.3	20.4
87.5°	41.1	35.9	19.4	10.8	9.4	8.8	12.2	13.4	13.0	12.2	11.5
90°	0.0	0.0	0.0	0.0	0.0	0.0	0.0	0.0	0.0	0.0	0.0

(END OF REPORT)